

## Instructions for use

Please follow the instructions, to avoid some potential damage.

### IMPORTANT:

**Read this manual carefully before assembling and using.**

**For outdoor use only.**

**Not for commercial use.**

**Keep this manual for future reference.**

### Safety Instructions

Improper assemble, installation, adjustment, alteration, service or maintenance can cause injury or property damage.

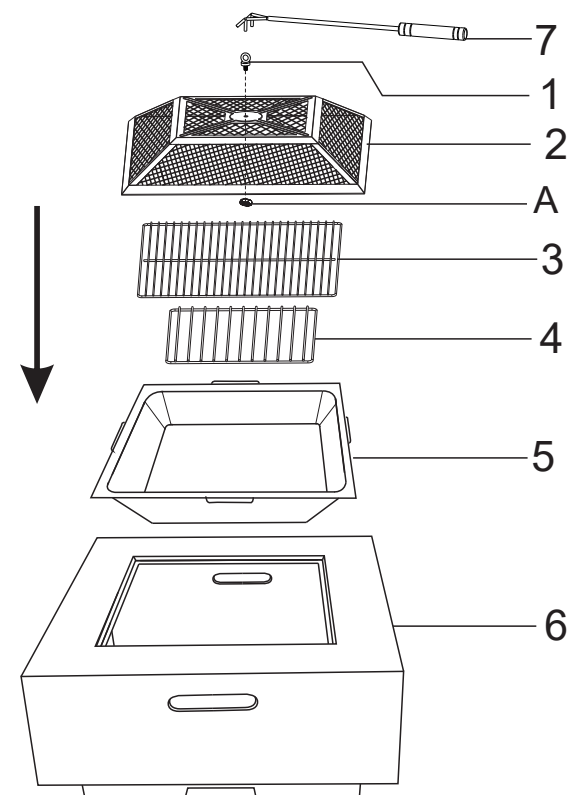
Do not store or use petrol or other flammable vapor or liquids in the vicinity. Be careful, accessible parts may be very hot. Keep away from young children and pets.

Use your fire-pit at least 3 feet away from any wall or surface.





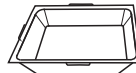



Do not move the fire pit when in operation

Do not move the fire pit during use after until the temperature has cooled down

## Explosion view



## Part list

1.  x1	2.  x1	3.  x1	4.  x1
5.  x1	6.  x1	7.  x1	A  M6 x1