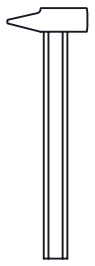
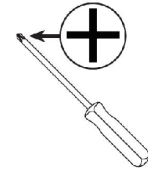

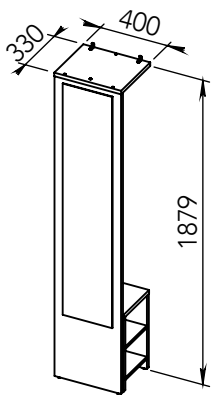


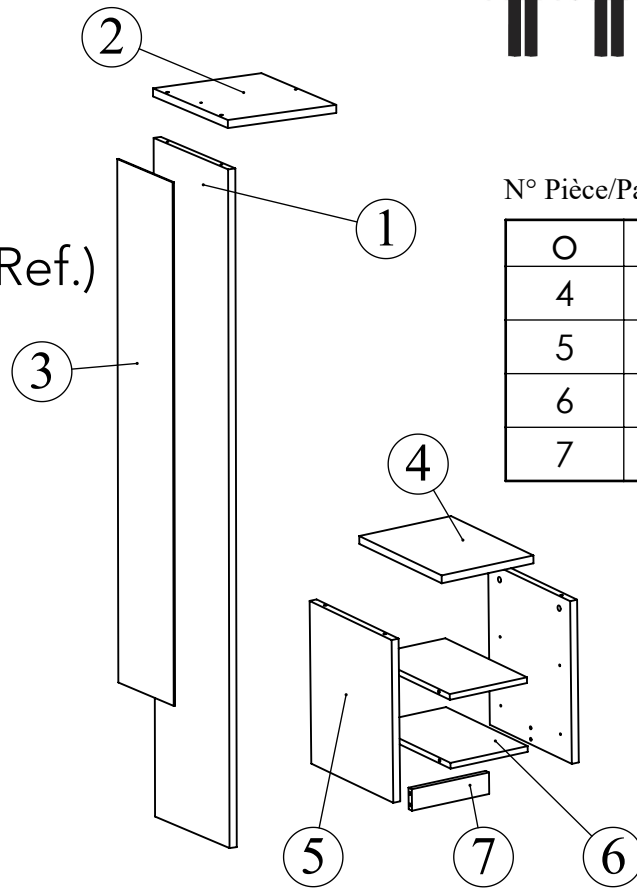
Notice de montage
Assembling instructions
Montageanleitung



TEMAHOME



VESTIBULO
4025 IA (Prod Ref.)
















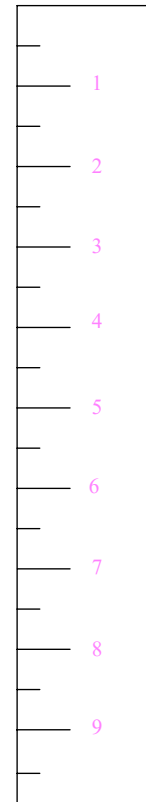
N° Pièce/Part/Teile

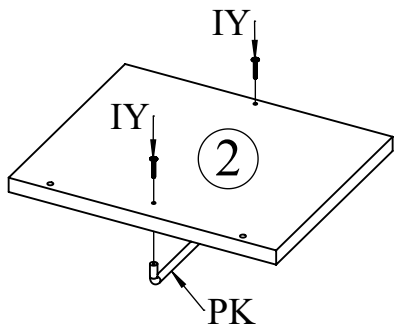
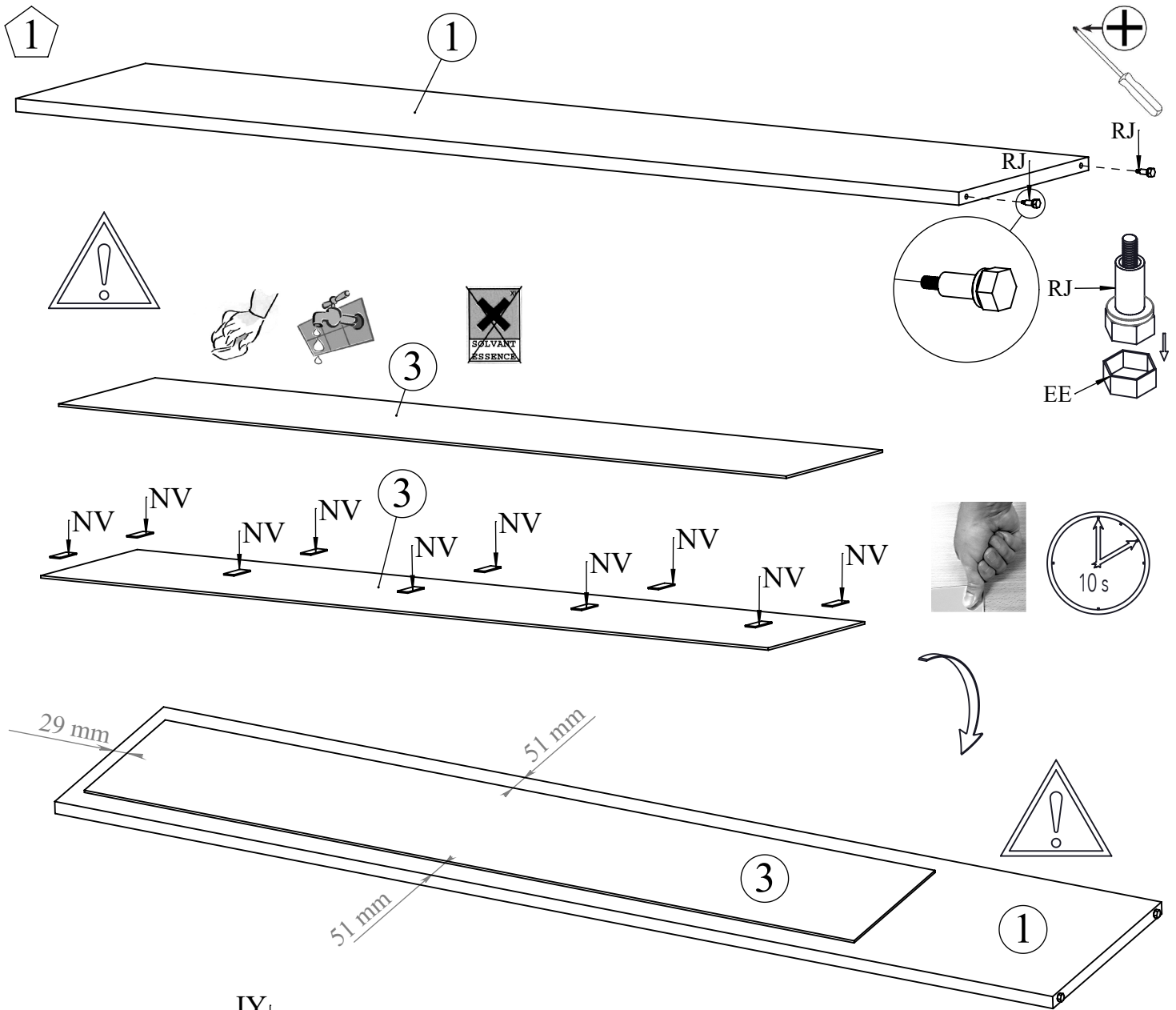
Ø	x	mm
4	1	398 x 290 x 22
5	2	454 x 396 x 22
6	2	394 x 244 x 16
7	1	244 x 60 x 16

N° Pièce/Part/Teile

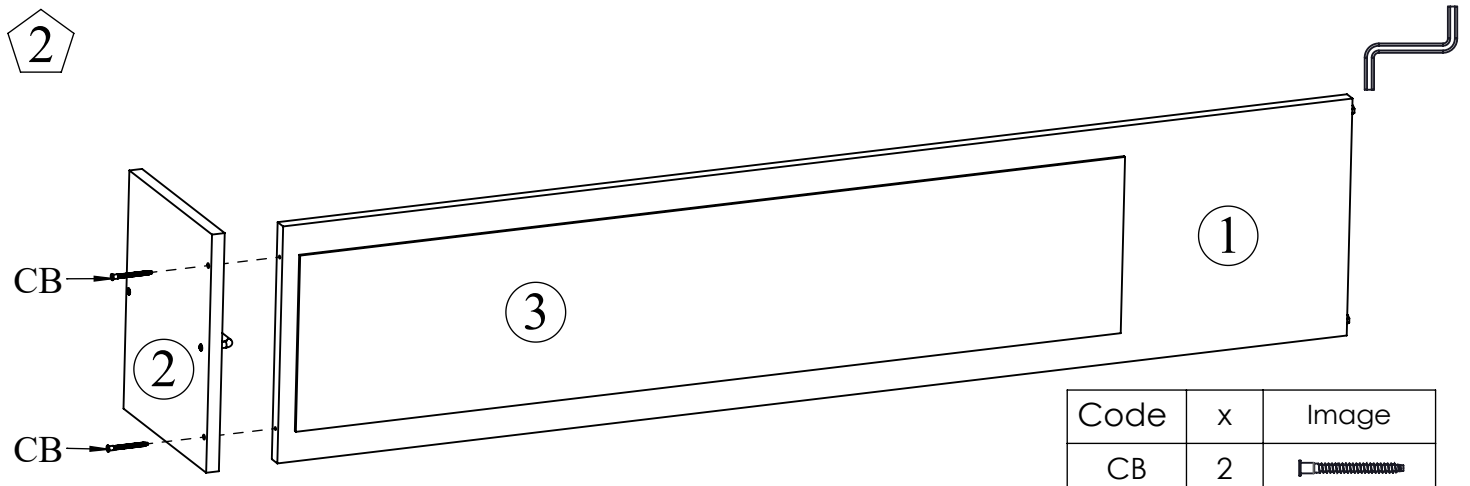
Ø	x	Dimensions
1	1	1850 x 398 x 22
2	1	400 x 330 x 22
3	1	1427 x 296 x 4

Code	QTE	Image
RJ	2	
PK	1	
ND	2	
CB	2	 7x70mm
IY	2	 4x30mm
HD	2	 4x15mm
NV	10	
EE	2	
AA	12	
DA	4	
BA	12	
RK	4	
Clef	1	



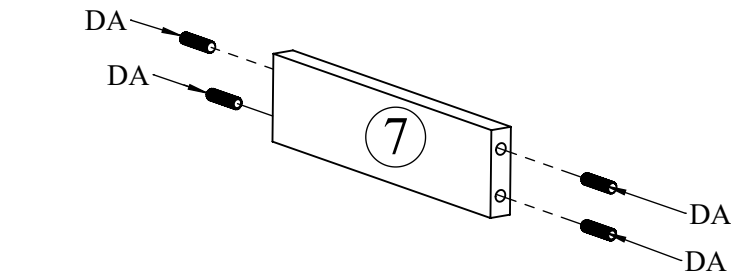
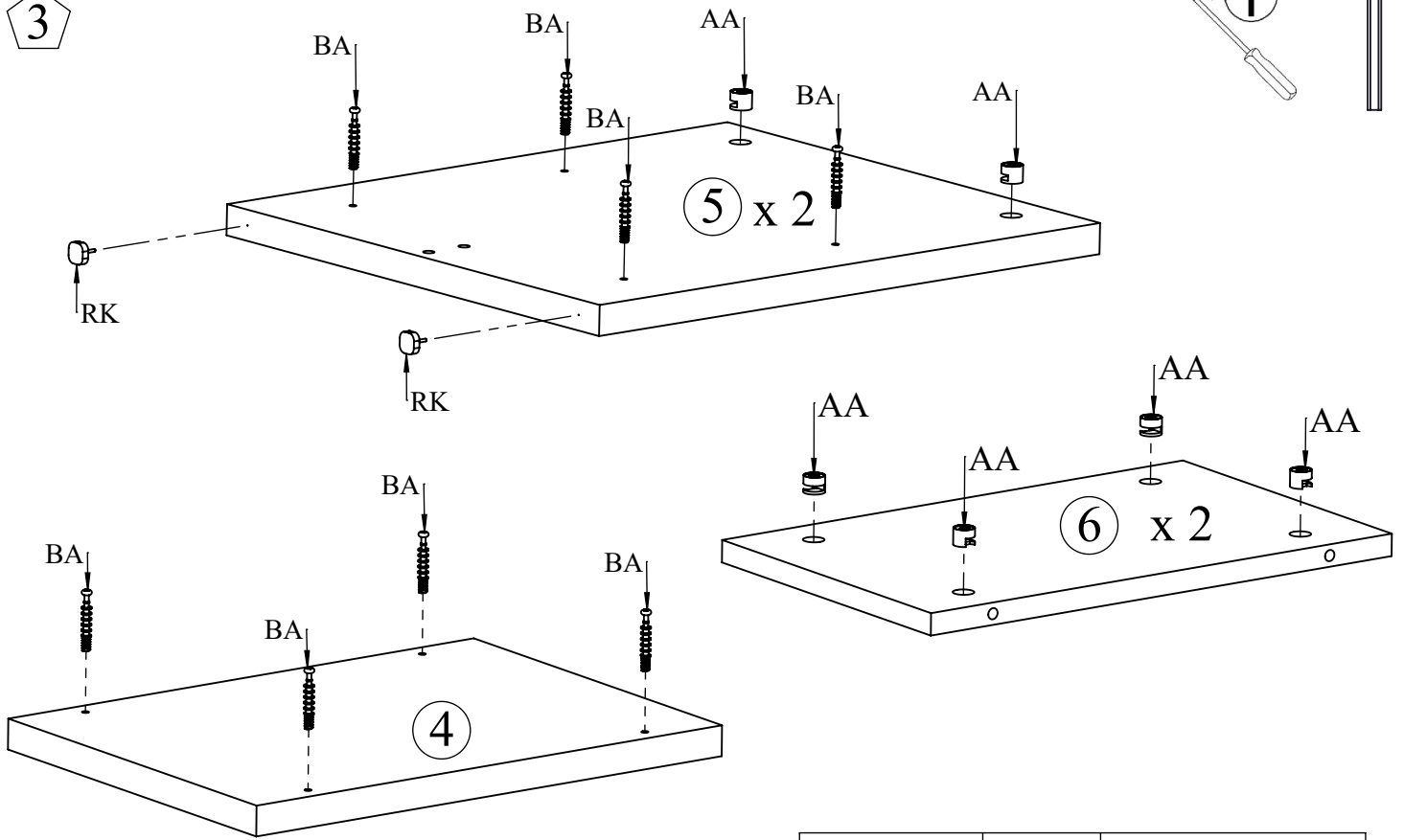
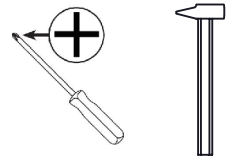


Code	x	Image
RJ	2	
PK	1	
IY	2	
NV	10	
EE	2	



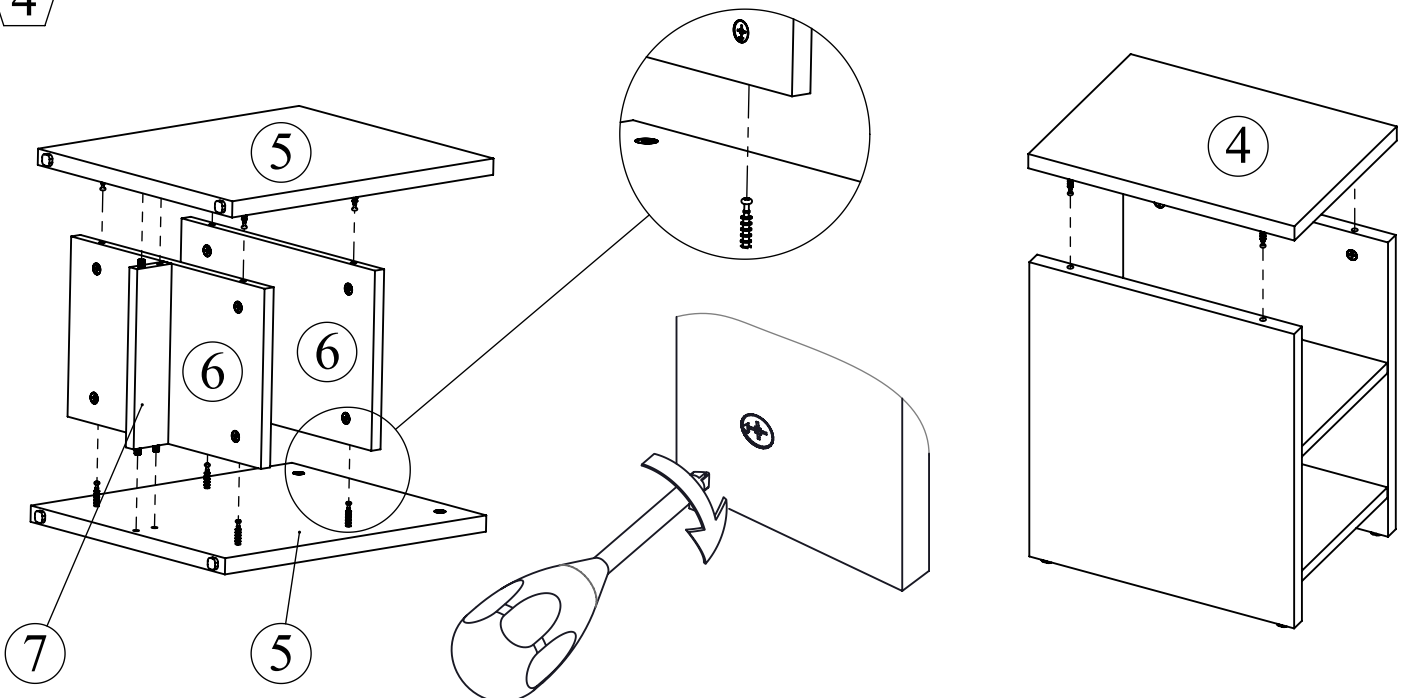
Code	x	Image
CB	2	

3

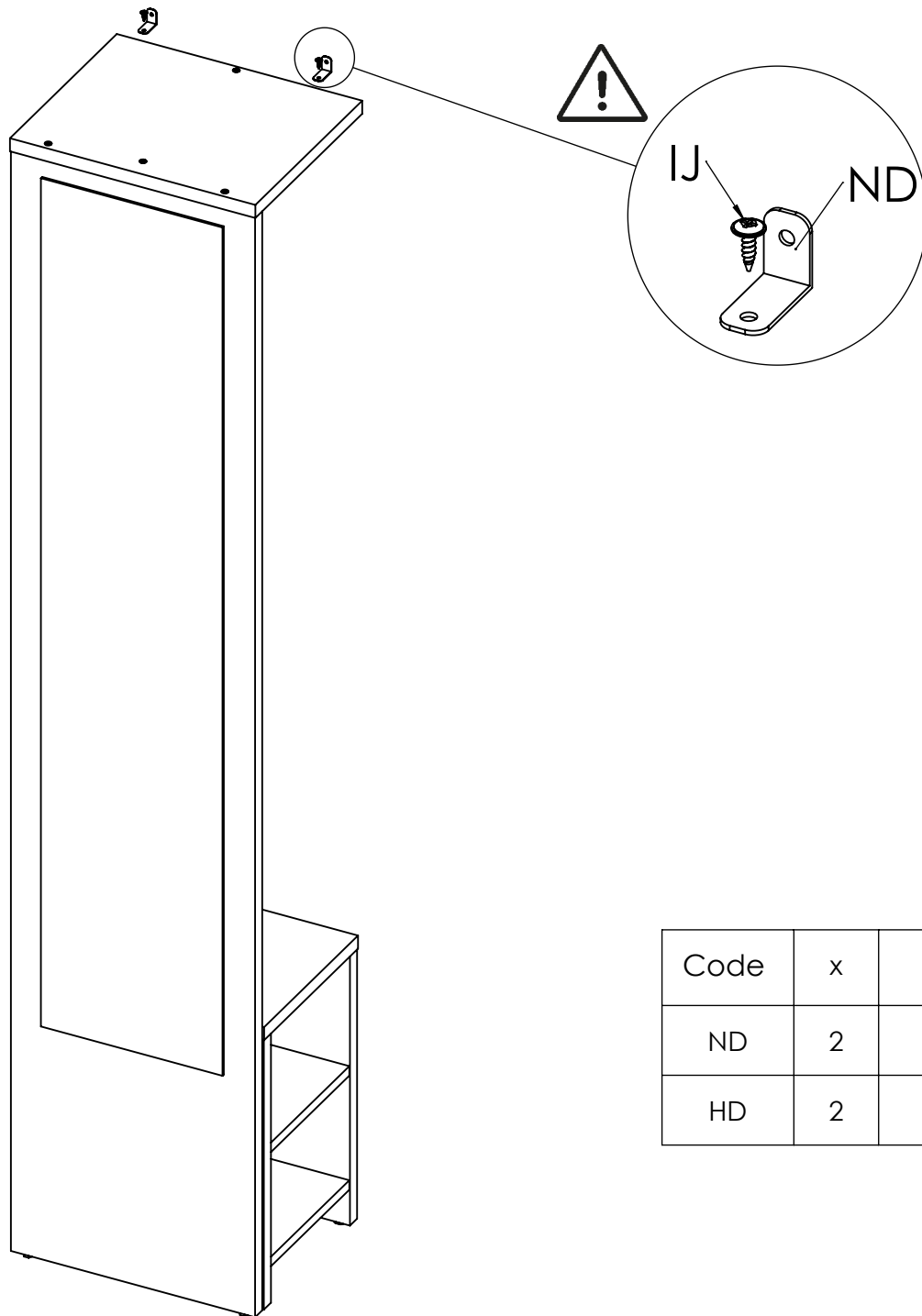


Code	x	Image
AA	12	
DA	4	
BA	12	
RK	4	

4



5



Code	x	Image
ND	2	
HD	2	

Achtung • Attention • Attenzione • Opgelet • Uwaga • Pozor • Figyelem • Cuidado			
D	Die Befestigung des Möbelstückes an der Wand muss von einer fachkundigen Person vorgenommen werden, da für die Montage an die Wand angepasste Dübel erforderlich sind.	SK	Upevnenie nábytku na stenu musí vykonať odborník, nakoľko sú pre montáž na stenu potrebné vhodné hmoždinky.
GB	A qualified professional is required when mounting furniture to the wall since dowels corresponding to the wall are required for this.	HU	A bűtorelemek falra rögzítését szakemberek kell végeznie, mert a rögzítéshez megfelelő tiplít kell használni.
FR	La fixation du meuble contre le mur doit être effectuée par une personne compétente car, pour le montage mural, il faut utiliser des chevilles adaptées.	RO	Fixarea la perete a piesei de mobilier se realizează numai de către personal competent, deoarece montajul de perete necesită dibluri adecvate.
IT	Il fissaggio del mobile alla parete deve essere eseguito da persone esperte, dato che occorrono tasselli adeguati.	TR	Mobilya parçasının duvara sabitlenmesi, duvar montajı için özel uyarlanmış dübeller gerektirdiğinden bu iş sadece bu konuda uzman bir kişi tarafından gerçekleştirilmelidir.
NL	Een vakkundige persoon dient het meubelstuk aan de muur te bevestigen; voor de montage aan de muur zijn immers aangepaste pluggen vereist.	RU	Поскольку для монтажа на стене необходимо использовать специальные дюбели, мебель должна быть закреплена на стене квалифицированным персоналом.
PL	Mocowanie mebla do ściany mogą przeprowadzić wyłącznie wykwalifikowane osoby, z uwagi na zastosowanie odpowiednio dopasowanych kołków do rodzaju ściany.	PT	A fixação do produto à parede serve para prevenir que este tombe! Certifique-se que executa este passo correctamente. Para determinados tipos de parede pode ser necessário utilizar uma bucha especial!
CZ	Montáž nábytku na stěnu musí provést odborník, protože k montáži na stěnu jsou zapotřebí upravené hmoždinky.		

INSTRUCTIONS D'ENTRETIEN

Laver les surfaces à l'aide d'un chiffon doux, préalablement trempé dans une solution savonneuse (max. 1%)
ATTENTION! Ne pas utiliser de produit contenant de l'alcool ou de l'abrasif.
 Essuyer à l'aide d'un chiffon doux.

CARE AND CLEANING INSTRUCTIONS

Wash the surfaces with a soft cloth damped in a mild soap solution (max 1%).
NOTE! Do not use cleaners containing alcohol or abrasives.
 Wipe the surface dry with a soft cloth.

PFLEGEHINWEIS

Zur Reinigung und Pflege verwenden sie, ein feuchter Lappen mit Seifenlauge (max 1%) zum Abwischen
WICHTIG! Keine alkoholhaltigen Mittel oder Schleifmittel verwenden.
 Die Oberfläche mit einem weichen Tuch abtrocknen.

