



(D) Videounterstützte Montageanleitung

(TR) Video destekli kurulum talimatları

(RU) инструкция по монтажу с помощью видеосигнала

(RO) Instrucțiuni de instalare acceptate video

(GB) Video-assisted assembly instructions

(IT) Istruzioni di montaggio video-assistite

(CZ) Instalační pokyny podporované videem

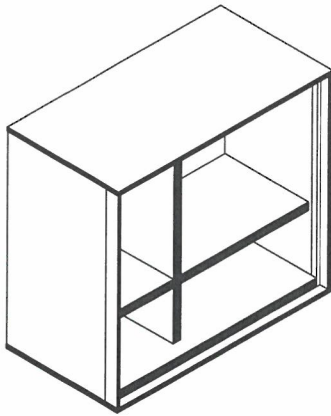
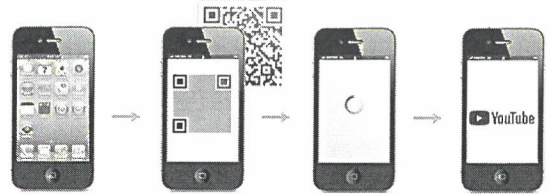
(PL) Instrukcje montażu wspomagane sygnałem wizyjnym

(FR) Instructions de montage assistées par vidéo

(NL) Video-ondersteunde montage-instructies

(HU) Video-támogatott telepítési utasítások

(SK) Inštaláčne pokyny podporované videom

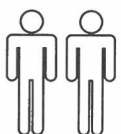

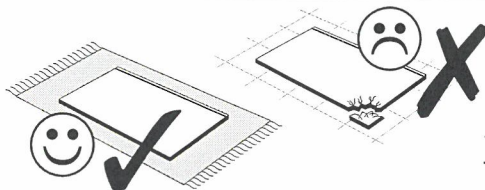
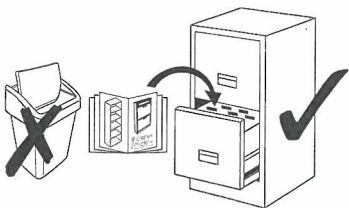
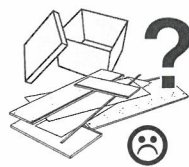
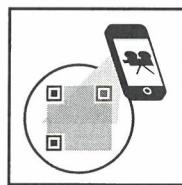
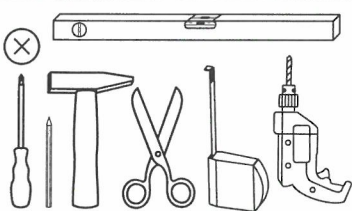


0751_00

Hängeregale





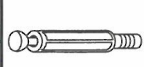







REPC-Nr.: 895888


Service • Assistenza • Dienstverlening • Serwis
Servis • Szerviz • Сервисная служба






Das Ersatzteil-Anforderungsformular finden Sie auf <https://www.maeusbacher.de/ersatzteile/>

Beutel 1/3




1-10 8x	 6,3x50	1-80 4x	 3,5x13	1-174 4x	 4,5x50	1-190 8x	 M4x20
2-20 12x		2-160 8x		8-70 4x	 Ø8	8-90 2x	
1-349 8x	 M4	2-10 12x		8-91 2x		1-188 6x	 4,0x15

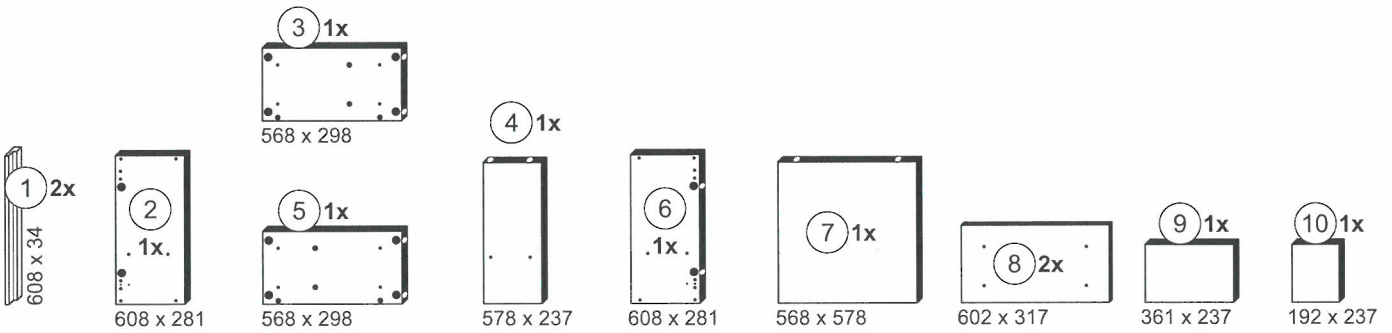
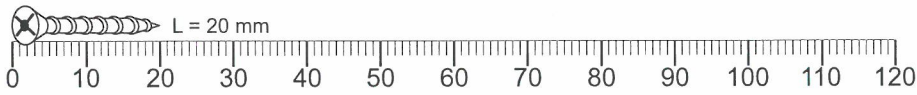




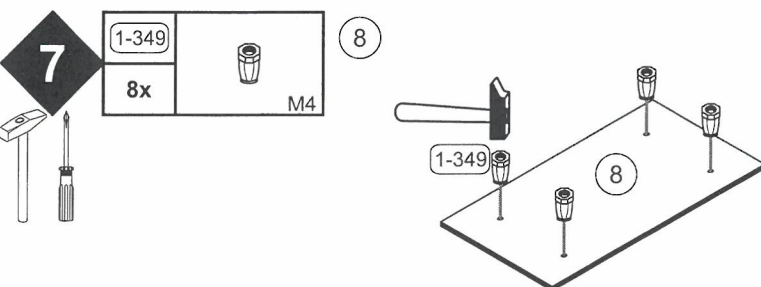
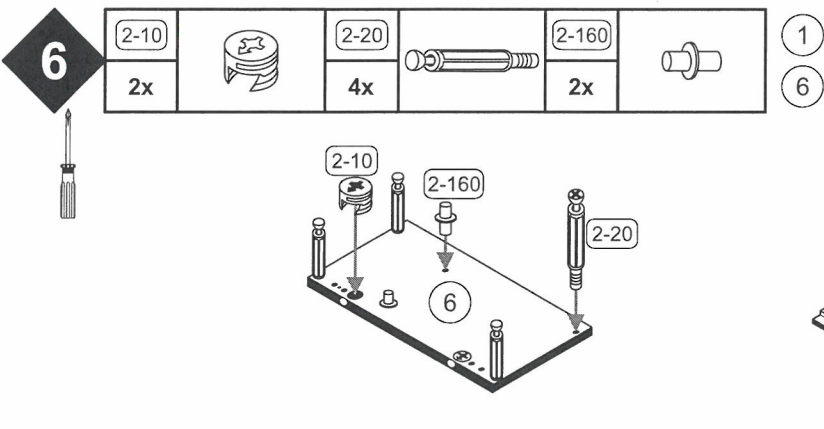
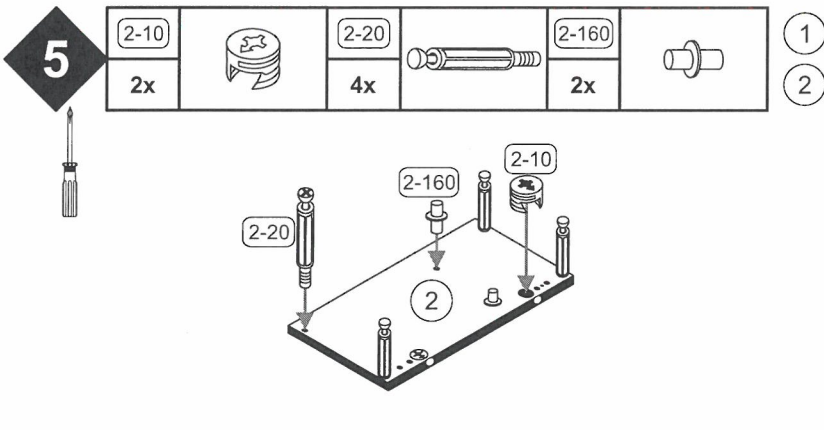
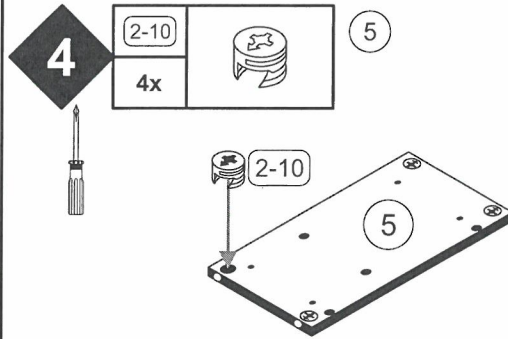
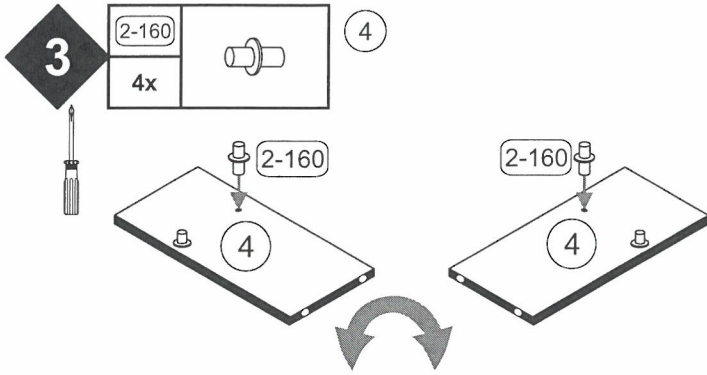
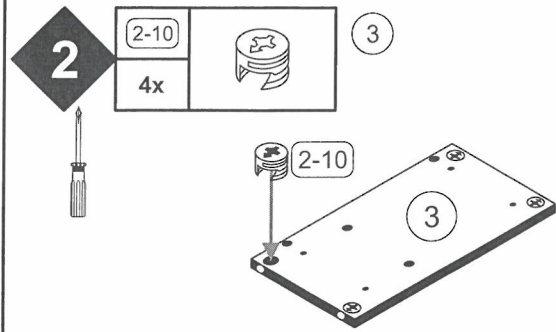
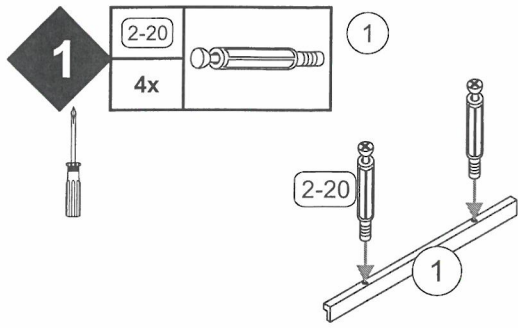
Beutel 2/3

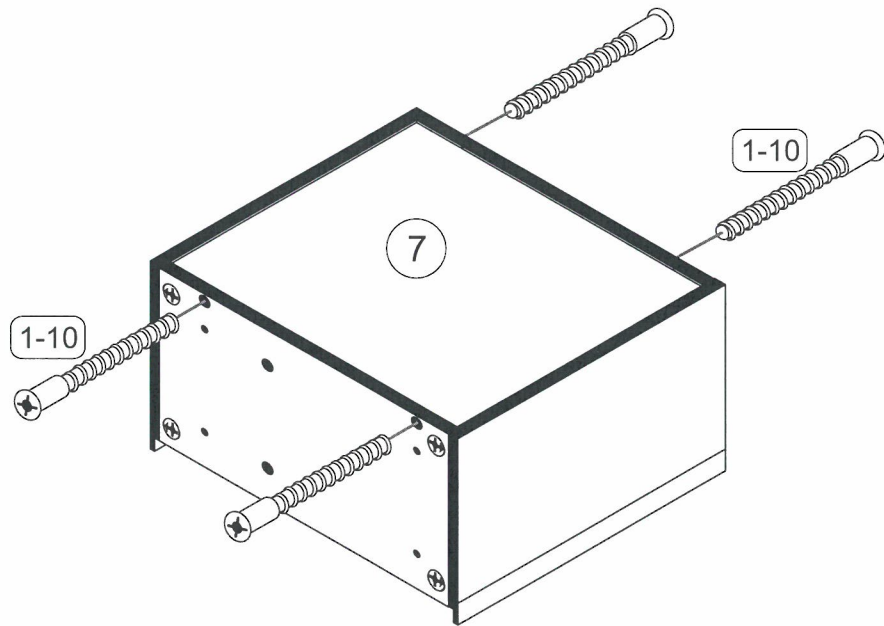
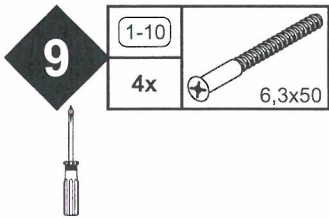
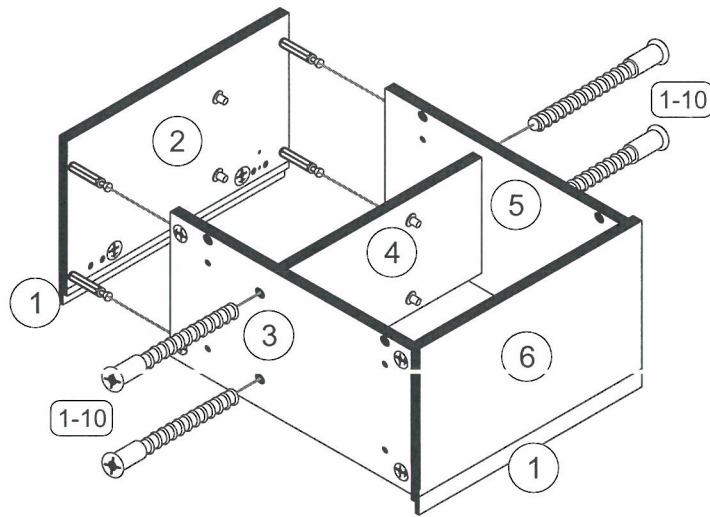
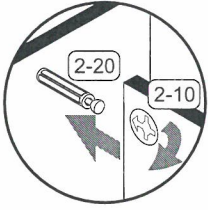
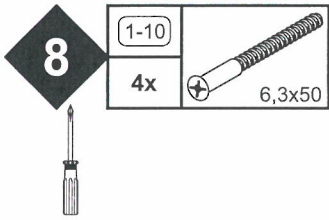
3-07 1x		3-11 2x		3-42 2x	 8er
------------	---	------------	---	------------	--

Beutel 3/3



3-153 1x	 4x	3-157 1x	Push	5-01 16x		5-20 4x	
-------------	---	-------------	-------------	-------------	---	------------	---

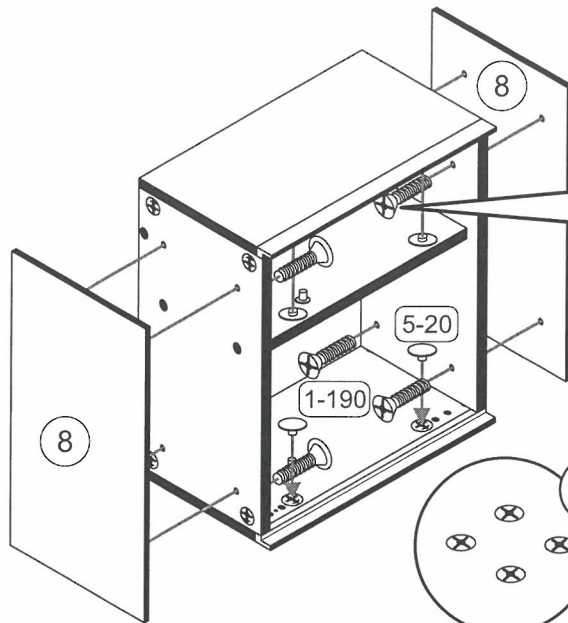







11




1-190		5-20	
8x	M4x20	4x	

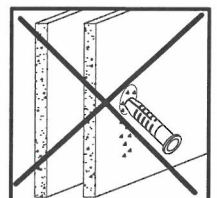
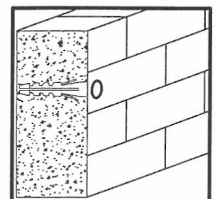
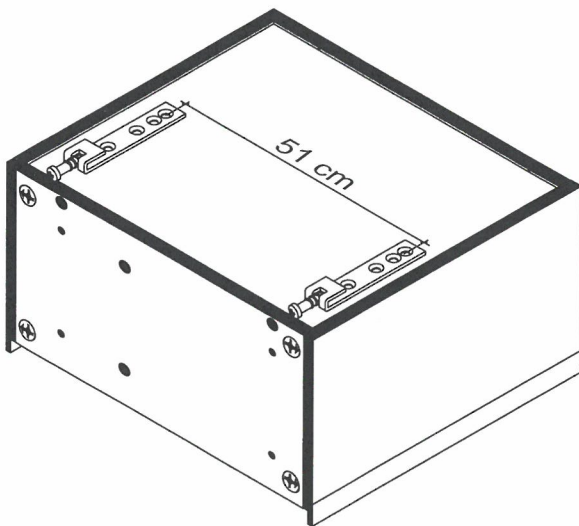
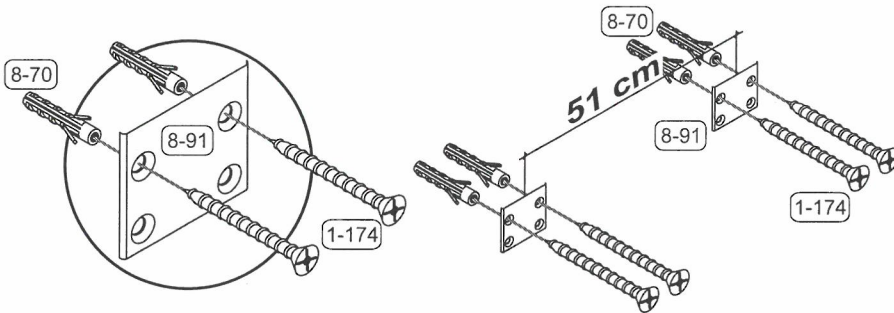


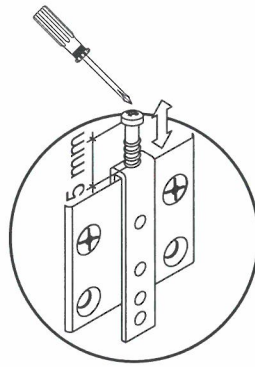
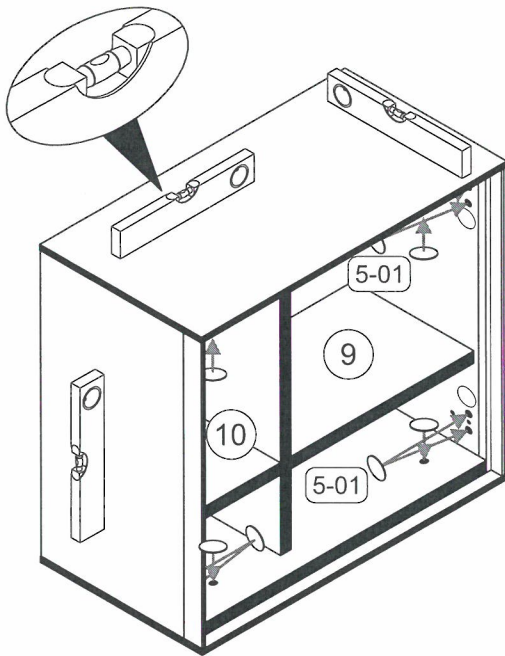

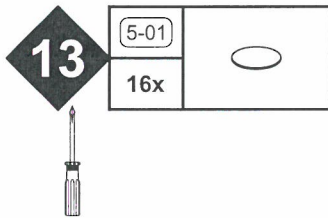
Die Schrauben M4x20 1-190 müssen mit der Hand eingedreht werden.



12

1-174		8-91		8-70	
4x	4.5x50	2x		4x	Ø8





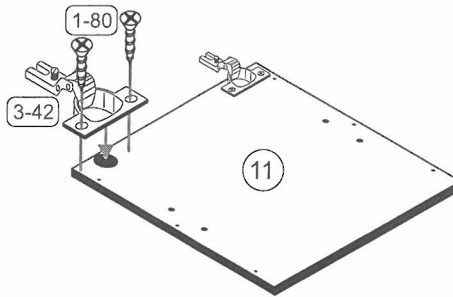
Achtung • Attention • Attenzione • Opgelet • Uwaga • Pozor • Figyelem • Atenție • Dikkat • Внимание	
(D)	Wandbefestigung dient als Kippschutz - unbedingt anbringen! Bei einigen Wandtypen kann ein Spezialdübel erforderlich sein!
(GB)	The wall fastening serves to prevent tipping - be absolutely sure to mount it! For certain wall types, a special wall plug may be necessary!
(FR)	La fixation murale sert de protection contre le basculement – à installer impérativement ! Pour certains types de murs il faut des chevilles spéciales !
(TR)	Duvardaki sabitleme, devrilmeye karşı bir emniyet tedbiridir ve mutlaka monte edilmelidir! Bazı duvar tiplerinde bunun için özel bir dübel gerekli olabilir!
(IT)	Il fissaggio alla parete serve da protezione anti-ribaltamento – attaccarla assolutamente! Per alcune strutture di parete può essere necessario un tassello speciale!
(NL)	Bevestiging aan de muur dient als kantelbescherming – zeker en vast bevestigen! Bij enkele muurtypes is een speciale plug misschien vereist!
(RU)	Обязательно установите крепление на стене во избежание опрокидывания! Для некоторых типов стен может потребоваться специальный дюбель!
(CZ)	Montáž na stěnu slouží jako ochrana proti převrnutí – bezpodmínečně umístěte! U některých typů stěn může být zapotřebí speciální hmoždinka!
(HU)	A terméket a falhoz kel rögzíténi, különben az felborulhat! Egyes faltípusoknál speciális tiplít kell használni!
(RO)	Sistemul de fixare la perete servește ca protecție la răsturnare - de montat obligatoriu! Pentru unele tipuri de perți este posibil să fie necesar un diblu special!
(PL)	Mocowanie do ściany jest jednocześnie zabezpieczeniem przed przewróceniem – koniecznie zamontować! Do niektórych rodzajów ścian koniecznie zastosować specjalne kołki mocujące.
(SK)	Upevnenie na stenu slúži ako ochrana proti prevráteniu – bezpodmienečne použiť! Pre niektoré druhy stien môže byť potrebná špeciálna hmoždinka!

14

Optional mit Tür

1-80		4x	3,5x13
3-42		2x	8er

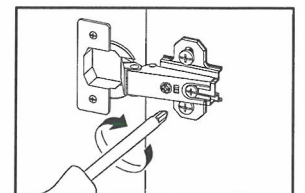
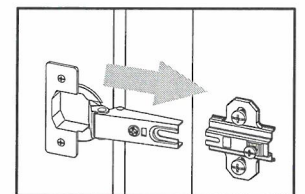


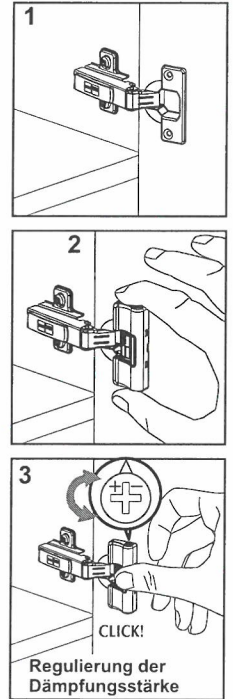
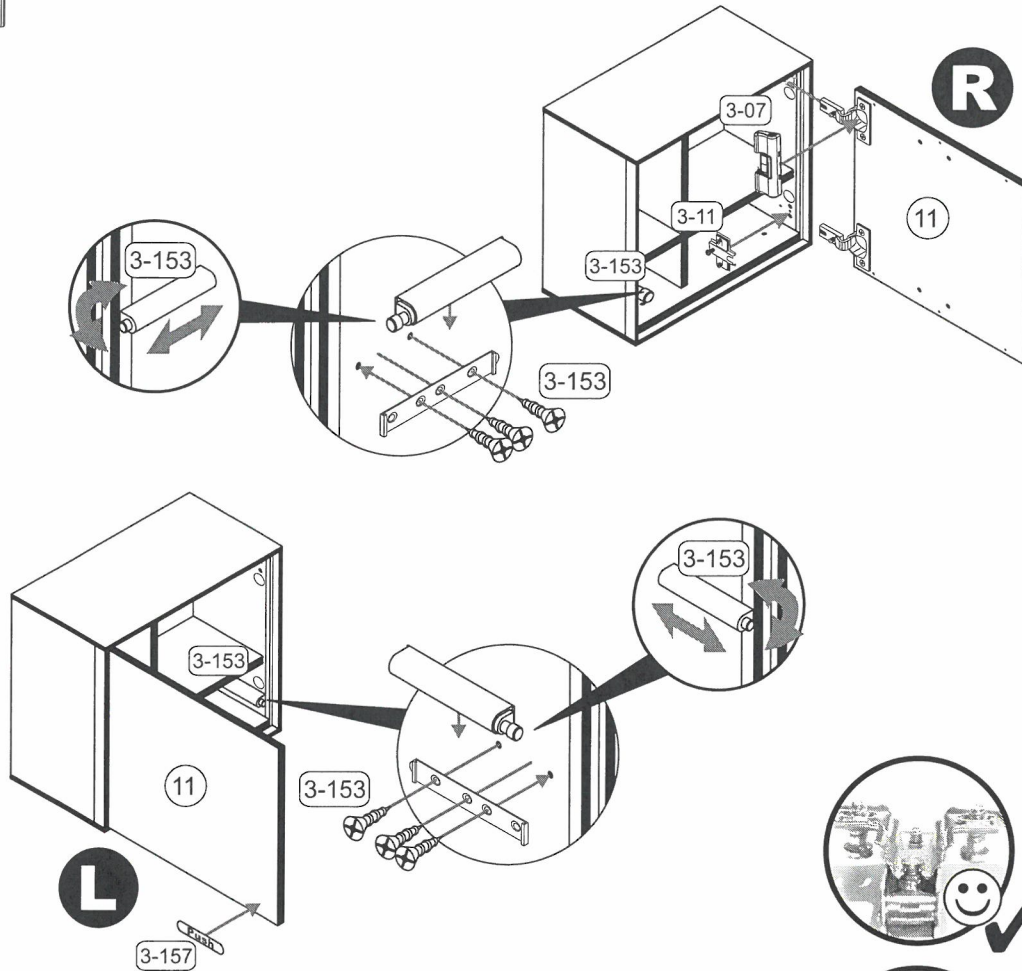
11



15

3-07		1x	3-11		2x	3-153		4x	3-157		1x	Push
------	--	----	------	--	----	-------	--	----	-------	--	----	------

Montage der Türdämpfung



Türen einstellen (Scharniere justieren)
Adjusting the doors (adjusting the hinges)

Régler les portes (ajuster les charnières)

Sistemare le porte (regolare le cerniere)

Deuren instellen (scharnieren afstellen)

Nastawić drzwi (wyregulować zawiasy)

Vyrovnejte dvířka (seřid'te závěsy)

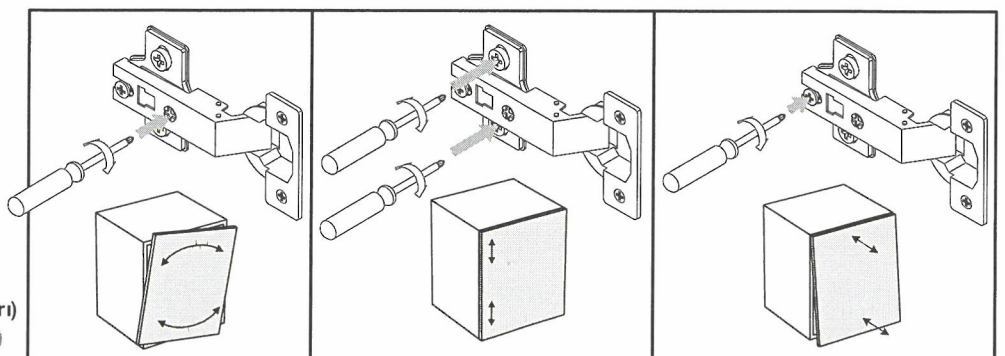
Nastavenie dverí (nastavenie závesov)

Állítsa be az ajtókat (állítsa be a zsanérokot)

Reglare ușii (ajustare balamale)

Kapıların ayarlanması (mentşelerin seviye ayarı)

Регулировка дверей (регулировка шарнира)

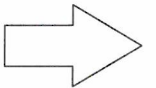
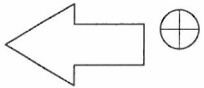




10



Schablone zum aufhängen

(hierzu die Ecken des Blattes in die Ecke zwischen Seite und Boden anlegen und mit einem Dorn die Löcher vorstechen.)



1-188		8-90	
6x	4,0x15	2x	

